

MAXROLL™

Portable filtration unit / 650 CFM (1100 M³H)

MAXCART™

Portable filtration unit / 1500 CFM (2550 M³H)

For 2 arm configuration



- *Push-cart type unit*
- *Self cleaning by air pulsation*
- *3 steps filtration system*
- *2 dust collector trays*
- *Tool free maintenance*
- *Swivel casters with foot brakes*

Superior technology generating substantial operating savings

MAXROLL™

MAXCART™

High-Productivity Innovative Products

MAXROLL & MAXCART *Compact and portable filtration units*

When welding, grinding or dust source capture is necessary away from a fixed work station, both MAXROLL and MAXCART units are easily moved to the desired location with the help of swivel casters and push handles. Cartridge cleaning is a snap. Simply push the palm button to discharge the compressed air from the integrated tank. Both units have large dust trays at the bottom and emptied when needed. Backward inclined fans deliver great air volume while the foam insulated steel cabin ensures quiet running. MAXFLO arms are offered with the units or they can also be hard piped to a fume hood or other remote source capture device.

Industrial Air Specialists

With our headquarters in Louisville, Kentucky, Diversified Air Systems, Inc. has been providing quality air solutions to industrial and commercial facilities since 1981. During our more than twenty-five years of operation, Diversified Air Systems has established two important company traditions: offering state-of-the-art equipment at competitive prices and achieving long-term customer satisfaction.

The staff of Diversified Air Systems includes five application engineers, with a combined experience of more than 75 years in the air filtration and HVAC industry. Whether your facility requires an air filtration system for dust, mist, or fumes, or an HVAC solution to meet ventilation needs, Diversified Air Systems has the equipment and expertise to meet the need.

Services include air quality analysis, system design, equipment sales, turnkey installation, onsite servicing, and supply of replacement filters and accessories.

Other Filtration Systems available:

Air Cleaners

Containment Booths

Decontamination Booths

Downdraft Tables

Dust Collectors

Fans and Blowers

Gas & Odor Control



High Vacuum Systems

Mist Collectors

Paint Booths

Stainless Steel Collectors

Vehicle Exhaust Systems

Wet Dust Collectors



PORTABLE WELDING AND GRINDING FILTRATION UNIT

Portable, powerful, affordable.

Most of our competitors do not include these standard features:

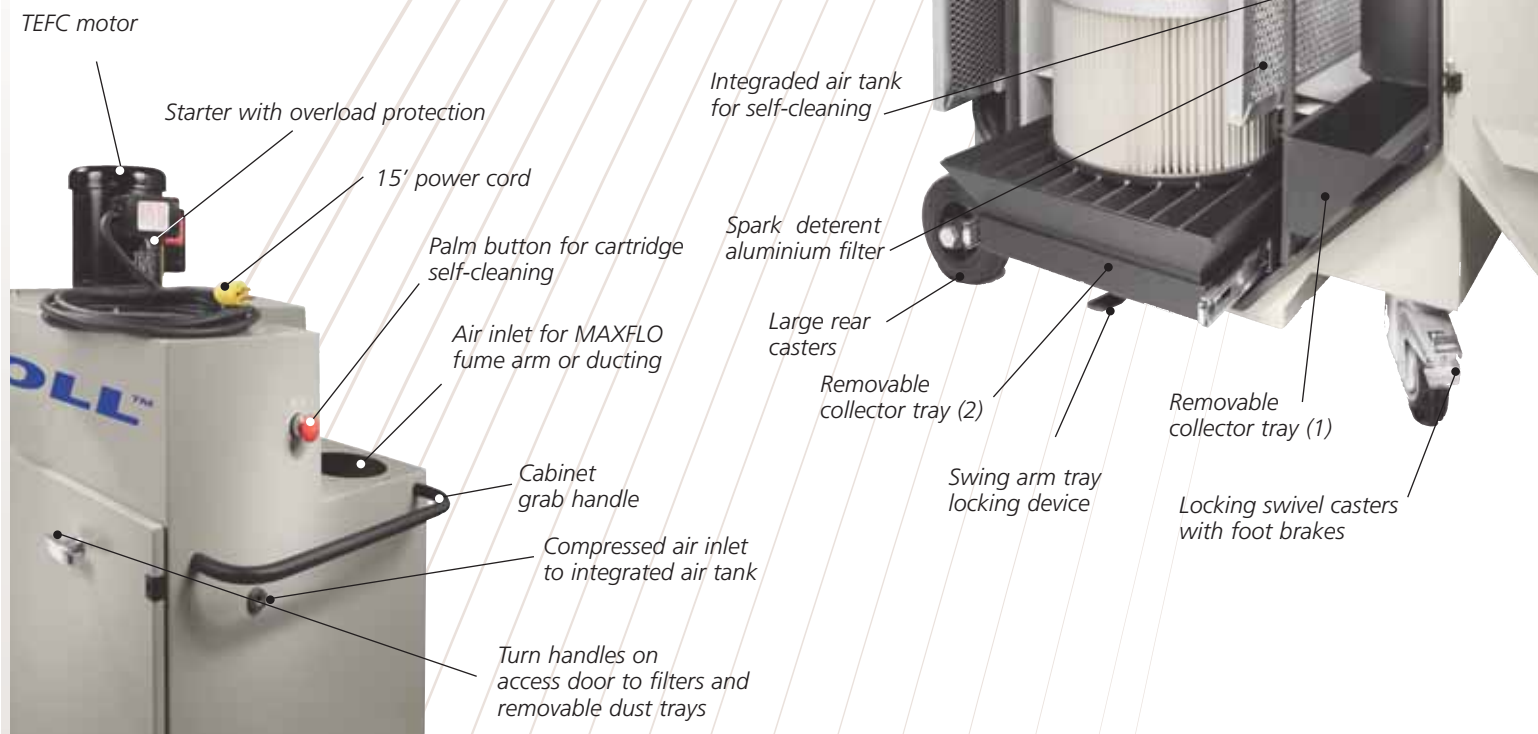
- 650 C.F.M. at the hood (1100 m³/hr)
- Self-cleaning by air pulsation
- Easy maintenance
- MAXFLO arm has no internal joints
- 69dba at 3' (1 meter)
- Backward inclined aluminum impeller
- Portable source capture
- TIG/MIG welding fume capture
- Easy/very low cost maintenance of unit
- Shipped fully assembled (except for arm mount)
- Dusty air filtration and recirculation possibility
- Minimal or no spare parts required

OUTSTANDING MAXROLL FEATURES

Stainless steel cabinet for laboratory or food grade applications



650 C.F.M.
1100 M³/HOUR



Please call 800-264-8958

MAXROLL TECHNICAL DATA

Models	Description
MR-100	Unit without arm
MR-107	Unit with MAXFLO arm 6" x 7'
MR-110	Unit with MAXFLO arm 6" x 10'

Note: it is not recommended to use MAXFLO 14' (4m) arm with MAXROLL unit. Use of such arm may make unit to tip over.

CHART 1

Unit		
Weight without arm	lb / kg	240 / 110
Weight with arm	lb / kg	292 / 132
Motor	TEFC	Frame 56 / C face
Power supply	V / Hz	As requested or specified
Power	HP / KW	1 / 0.75
R.P.M.		3450
Pressured air tank		3 gallon capacity
Air pressure required		80 to 100 p.s.i.
Pressured air connection		1/4" N.P.T.
Airflow with arm	CFM / M ³ /hr	650 / 1100
Airflow without arm	CFM / M ³ /hr	850 / 1450
Noise level	dB(a)	69 @ 3' (1m)
Dust storage capacity	Tray # 1	1 gallon
	Tray # 2	2 gallons

CHART 2

Filters		
Prefilter (aluminium)		
Quantity		1
Dimensions	in / mm	17 x 21 x 1 / 540 x 440 x 25
Filtering efficiency		25% @ 10 microns
Maintenance		Washable / replaceable
Main cartridge (spun bond polyester, 130 sq. ft.)		
Quantity		1
Dimensions	in / mm	12.8 x 26 / 325 x 660
Filtering efficiency		99% @ 1 micron
Maintenance		Cleaned by air pulse / washable / replaceable
Final filter (carbon polysorb)		
Quantity		1
Dimensions	in / mm	17 x 21 x 1 / 540 x 440 x 25
Filtering efficiency		30% molecular
Maintenance		Disposable / replaceable

CHART 3

Pulse cleaning operation	
Manual	Push button (standard) / automatic (optional)
Air pulse	Through venturi / reverse pulse
Valve	Diaphragm
Constant air connection	Not required
Tank fill time	4 to 6 seconds
Air pulse duration	200 ms

CHART 4

Amperage draw	
115-1-60	12 amps
230-1-60	6.5 amps
208-3-60	3.1 amps
460-3-60	1.6 amps
575-3-60	1.4 amps

Note:

1. For better cartridge cleaning results, it is a recommended to shut unit off 30 seconds prior to activating pulse
2. Do not operate pulse cleaning while access door is opened




PORTABLE FILTRATION UNIT/HIGH CFM CAPACITY

Higher air volume capability, dual or single fume arm options.

Most of our competitors do not include these standard features:

- 1500 C.F.M. at the hood (2550m³/hour)
- Self-cleaning by air pulsation
- Easy maintenance
- MAXFLO arm has no internal joints
- 76dbA at 3' (1 meter)
- Backward inclined aluminum impeller
- Portable source capture
- Gouging, plasma cutting, heavy smoke
- Easy/very low cost maintenance of unit
- Shipped fully assembled (except for arm mount)
- Dusty air filtration and recirculation possibility
- Minimal or no spare parts required

OUTSTANDING MAXCART FEATURES



Please call 800-264-8958

MAXCART TECHNICAL DATA

Models	Description
MC-1500	Unit without arm
MC-11500-1-807	Unit with 1 MAXFLO arm 8" x 7'
MC-11500-1-810	Unit with 1 MAXFLO arm 8" x 10'
MC-11500-1-814	Unit with 1 MAXFLO arm 8" x 14'
MC-11500-2-607	Unit with 2 MAXFLO arms 6" x 7'
MC-11500-2-610	Unit with 2 MAXFLO arms 6" x 10'
MC-11500-2-614	Unit with 2 MAXFLO arms 6" x 14'

CHART 1

Unit		
Weight without arm	lb / kg	345 / 156
Weight with (1) arm — (2) arms	lb / kg	405 / 184 — 465 / 212
Motor	TEFC	Frame 56 / C face
Power supply	V / Hz	As requested or specified
Power	HP / KW	3 / 2.2
R.P.M.		3450
Pressured air tank		3 gallon capacity
Air pressure required		80 to 100 p.s.i.
Pressured air connection		1/4" N.P.T.
Airflow with (1) arm — (2) arms	CFM / M ³ /hr	1200 / 2035 — 1350 / 2300
Airflow without arms	CFM / M ³ /hr	1500 / 2550
Noise level	dB(a)	76 @ 3' (1m)
Dust storage capacity	Tray # 1	2 gallon

CHART 2

Filters		
Prefilter (aluminium)		
Quantity		1
Dimensions	in / mm	17 x 21 x 1 / 540 x 440 x 25
Filtering efficiency		25% @ 10 microns
Maintenance		Washable / replaceable
Main cartridge (spun bond polyester)		
Quantity		2
Dimensions	in / mm	12.8 x 26 / 325 x 660
Filtering efficiency		99% @ 1 micron
Maintenance		Cleaned by air pulse / washable / replaceable
Final filter (carbon polysorb)		
Quantity		1
Dimensions	in / mm	20 x 24 x 1 / 500 x 600 x 25
Filtering efficiency		30% molecular
Maintenance		Disposable / replaceable

CHART 3

Pulse cleaning operation	
Manual	Push button (standard) / automatic (optional)
Air pulse	Through venturi / reverse pulse
Valve	Diaphragm
Constant air connection	Not required
Tank fill time	4 to 6 seconds
Air pulse duration	200 ms

CHART 4

Amperage draw	
230-1-60	17 amps
208-3-60	9.6 amps
460-3-60	4.8 amps
575-3-60	3.9 amps

Note:

1. For better cartridge cleaning results, it is a recommended to shut unit off 30 seconds prior to activating pulse
2. Do not operate pulse cleaning while access door is opened

MAXROLL/DIMENSIONS

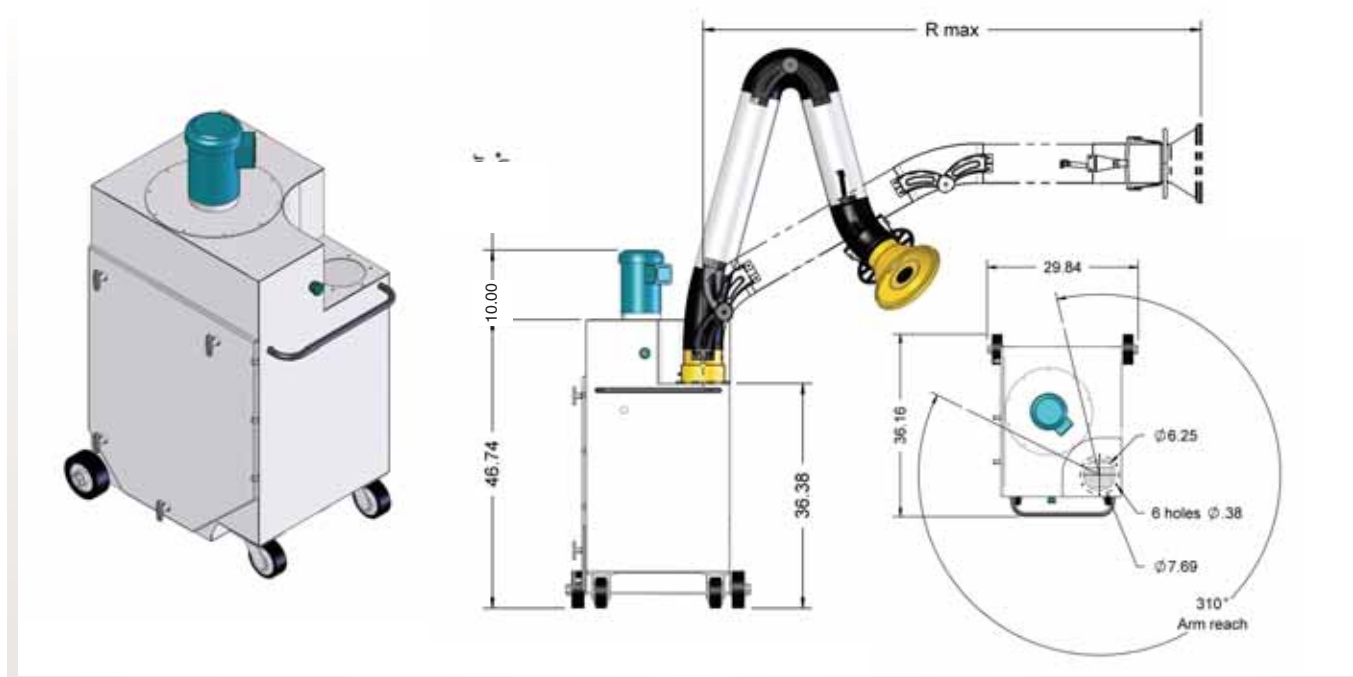
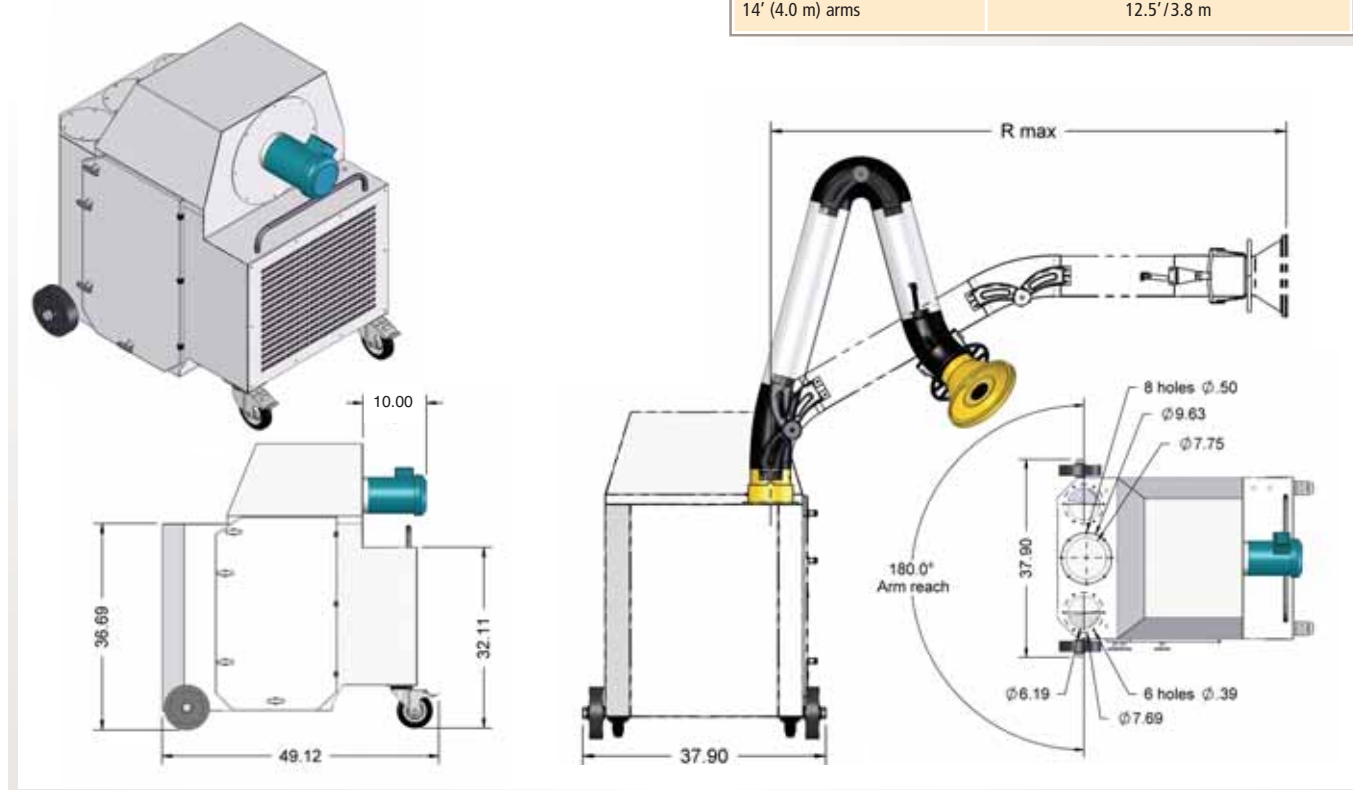


CHART 5

Reach (Rmax) of MAXFLO fume arms with portable units	
7' (2.1 m) arms	6' / 1.85 m
10' (3.0 m) arms	9' / 2.75 m
14' (4.0 m) arms	12.5' / 3.8 m

MAXCART/DIMENSIONS



Safety note: units are not designed to collect possible explosive dusts such as aluminum, magnesium, wood chips or similar. Refer to ASHRAE industrial ventilation handbook for references. If used for such applications, it is highly recommended to empty dust collector drawers in units between applications. **DO NOT MIX COLLECTION OF EXPLOSIVE DUSTS IN UNITS.**

Please call 800-264-8958

CREATE YOUR MAXROLL PORTABLE FILTRATION UNIT SPECIFICATION

1. CABINET SHOULD HAVE THE FOLLOWING COMPONENTS:

- powder coat painted steel housing
- sound insulation foam for noise reduction (69 dBa)
- swivel casters with foot brakes
- sealed access door with twist handles
- spark deterrent primary filter, polyester cartridge (99% efficiency), charcoal final filter
- cabinet grab handle
- starter with overload protection and reset
- three (3) gallon reserve air tank for pulse cleaning with palm button operation and air venturi
- two (2) removable dust drawers

2. UNIT SHOULD INCLUDE:

1 H.P. [0.75 Kw] TEFC 3450 R.P.M. direct drive motor with backward inclined aluminium impeller.

- 3. Voltage to be:** 115/1 /60 208/3 /60
 230/1 /60 460/3/60 575/3/60

4. INLET CONNECTION TO BE EQUIPPED WITH:

- A)** MAXFLO fume arm model FA-1PPG6-07 (6" X 7")
- B)** MAXFLO fume arm model FA-1PPG6-10 (6" X 10")
- C)** flanged inlet for ducting or flexible hose connection

5. UNIT SHOULD BE EQUIPPED WITH OPTIONAL:

- A)** Teflon coated main cartridge
- B)** automatic pulse cleaning with electronic control panel
- C)** halogen light kit and hood switch
- D)** HEPA (99.97%) final filter in exterior housing
- E)** all stainless steel components for F.D.A. application
- F)** explosion proof motor and starter

CREATE YOUR MAXCART PORTABLE FILTRATION UNIT SPECIFICATION

1. CABINET SHOULD HAVE THE FOLLOWING COMPONENTS:

- powder coat painted steel housing
- sound insulation foam for noise reduction (76 dBa)
- swivel casters with foot brakes
- sealed access door with twist handles
- spark deterrent primary filter, polyester cartridge (99% efficiency), charcoal final filter
- cabinet grab handle
- starter with overload protection and reset
- three (3) gallon reserve air tank for pulse cleaning with palm button operation and air venturi
- one (1) removable dust drawer

2. UNIT SHOULD INCLUDE:

3 H.P. [2.25 Kw] TEFC 3450 R.P.M. direct drive motor with backward inclined aluminium impeller.

- 3. Voltage to be:** 230/1 /60 208/3 /60
 460/3/60 575/3/60

4. INLET CONNECTION TO BE EQUIPPED WITH:

- A)** (2) MAXFLO fume arms FA-1PPG6-07 (6" X 7")
- B)** (2) MAXFLO fume arms FA-1PPG6-10 (6" X 10")
- C)** (2) MAXFLO fume arms FA-1PPG6-14 (6" X 14")
- D)** (1) MAXFLO fume arm FA-1PPG8-07 (8" X 7")
- E)** (1) MAXFLO fume arm FA-1PPG8-10 (8" X 10")
- F)** (1) MAXFLO fume arm FA-1PPG8-14 (8" X 14")
- G)** flanged inlets for ducting or flexible hoses connection

5. UNIT SHOULD BE EQUIPPED WITH OPTIONAL:

- A)** Teflon coated main cartridge
- B)** automatic pulse cleaning with electronic control panel
- C)** halogen light kit and hood switch
- D)** HEPA (99.97%) final filter in exterior housing
- E)** all stainless steel components for F.D.A. application
- F)** explosion proof motor and starter

Diversified Air Systems

10801 Electron Drive, Louisville, Kentucky 40299

Toll free: **(800) 264-8958**

Tel.: **(502) 267-0333** • Fax: **(502) 267-4241**

Website: www.diversair.com • email: info@diversair.com